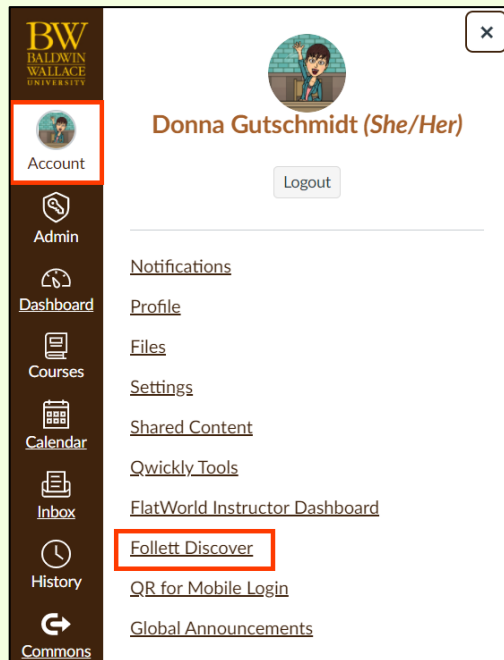


## Accessing the Follett Discover App in Canvas

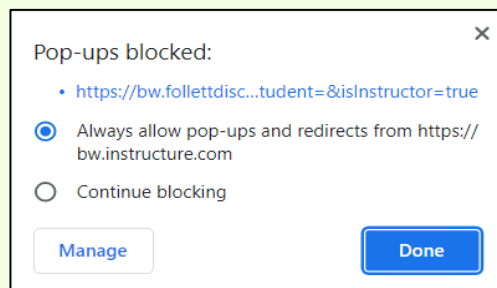
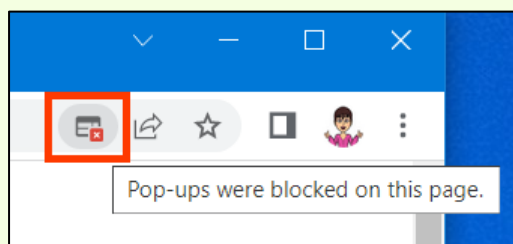
1. Log into Canvas: <https://canvas.bw.edu> with your BW credentials.
2. From the left navigation bar, click “Account.” Then, click on the “Follett Discover” link.



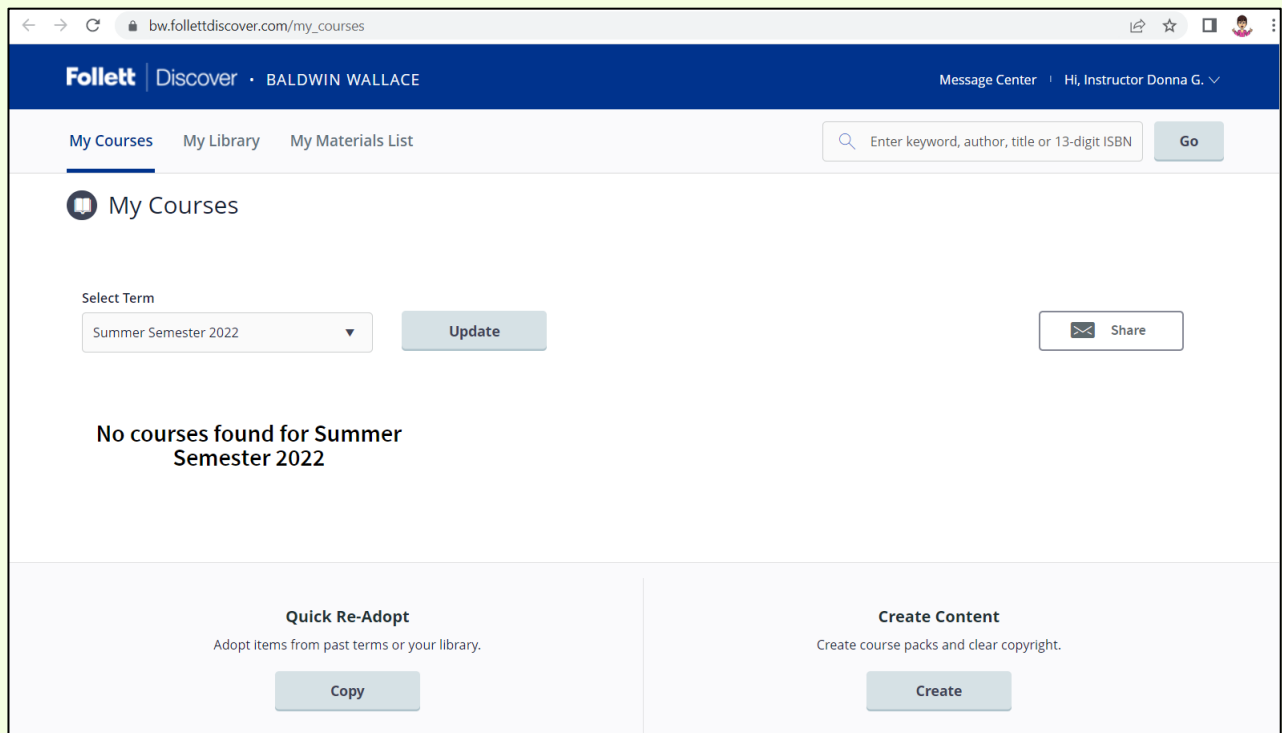
3. If you receive this error, popups for Instructure (Canvas) are disabled:

Follett Discover has been opened in a new window. Please turn off pop-up blocking in your browser for this page to see it.

4. To allow popups, look in the upper right corner of your screen. Click on the blocked file icon. Then, change the radio button to the “Always allow pop-ups and redirects from <https://bw.instructure.com>” option.



5. Next, go back to Step 2 of these instructions. Try again to select the Follett Discover app. You should now see a page like this. You are ready to begin searching for and adopting your course materials.



If you have any difficulty using the Follett app, please use the faculty reference guide, provided by Follett.

For more assistance, please CONTACT BW's Follett Bookstore (not the IT HelpDesk or Ed Tech staff).